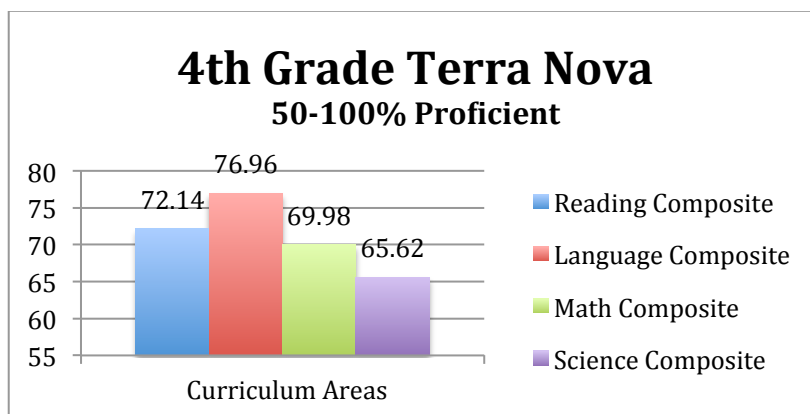
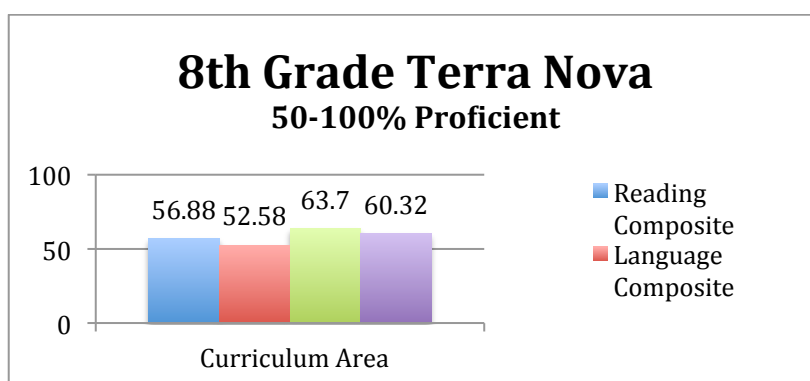
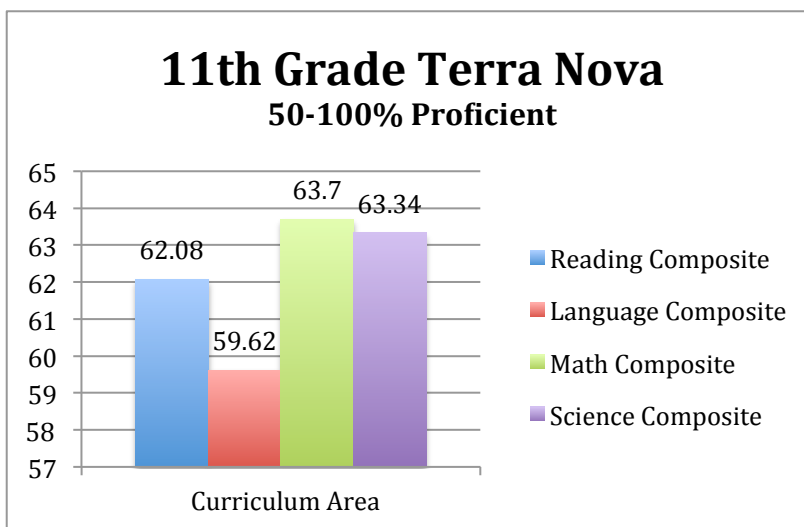


Terra Nova Data

The Terra Nova tests were averaged for the years 2006-2008. Our reading composite was the highest of all with an average number of students above 50% of 69.5. Meanwhile, the average number of students above the 50% percentile in Language and Math were both 65.1% and Science was 61.7%.



Standardized Test Comparison:

Test Comparison

A comparison of students who tested above the 50th percentile was made between the years 2006 to 2008 and 2010- 2012. In 2010 a switch was made from Terra Nova to MAPS. Both tests do determine the number of students that tested above the 50th percentile for national norms. The breakdown is summarized as follows:

Terra Nova averages for grades 4, 8 and 11 from 2006-2008:

Average % of students above 50th percentile:
Reading:69.5
Language:65.1
Math: 65.1
Science: 61.7

MAPS averages for grades 2-11 (grades 4, 8 and 11 in science):

MAPS percentile (Fall 2010-2012) percent of student above 50 th percentile:
Reading:56.9
Language:56.6
Math: 53.7
Science:53.2 General
Science:54.5 Concepts

These results indicate a decline in the number of students testing above the 50th percentile in all areas. Reading declined the most (69.5 – 56.0 = 12.5% decline.) The smallest decline was in science. Using the average of the general science and concepts tests of the MAPS test, the decline was 61.7 – 53.8 = 7.9%